

Financial Overview

Presented by:
Greg Chabot

RUNYON KERSTEEN OUELLETTE

Recently, the Town of Falmouth completed the financial audit process. The Town has received an unqualified opinion for fiscal year 2009 and also once again received the Certificate of Achievement for Excellence in Financial Reporting for its 2008 CAFR. This is the highest award given in governmental financial reporting.

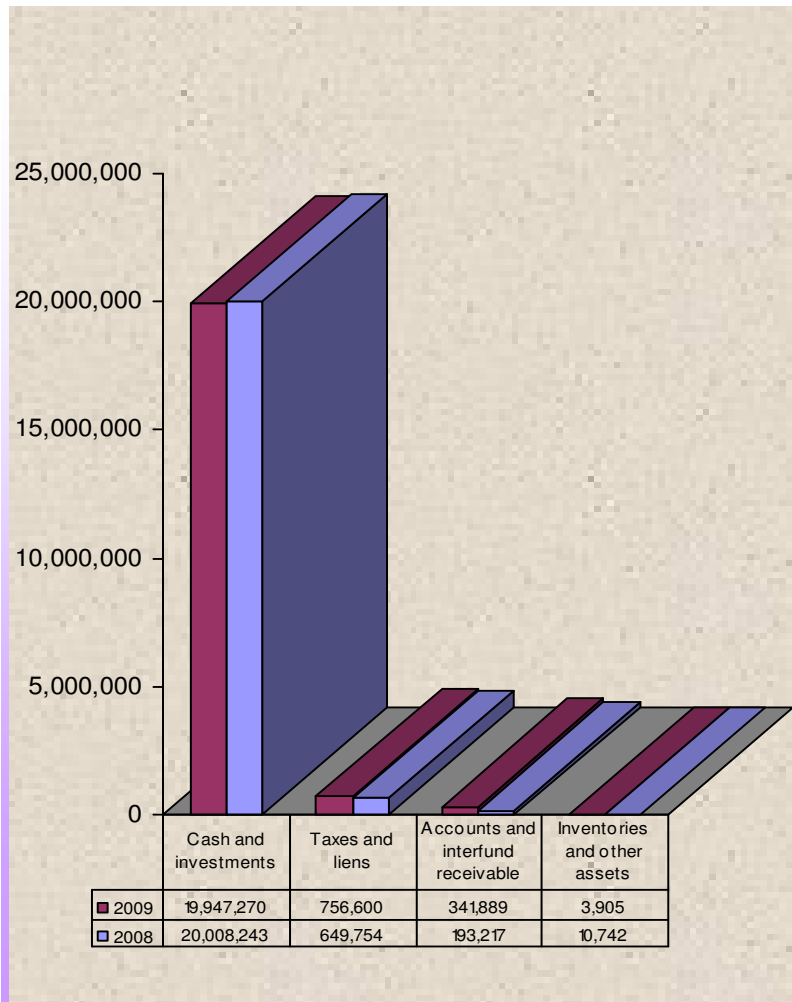
Further, the Town had no significant deficiencies required to be reported under Government Auditing Standards and no findings related to its administration of federal awards.

The remainder of this publication is dedicated to providing you with the financial results for fiscal year 2009 as well as trend information for certain areas.

We hope you find this information useful and understandable. Finally, we wish to express our appreciation to all the members of the Town and School department staff who were so helpful to us during the audit process.

Key Performance Indicators

Assets



INSIDE

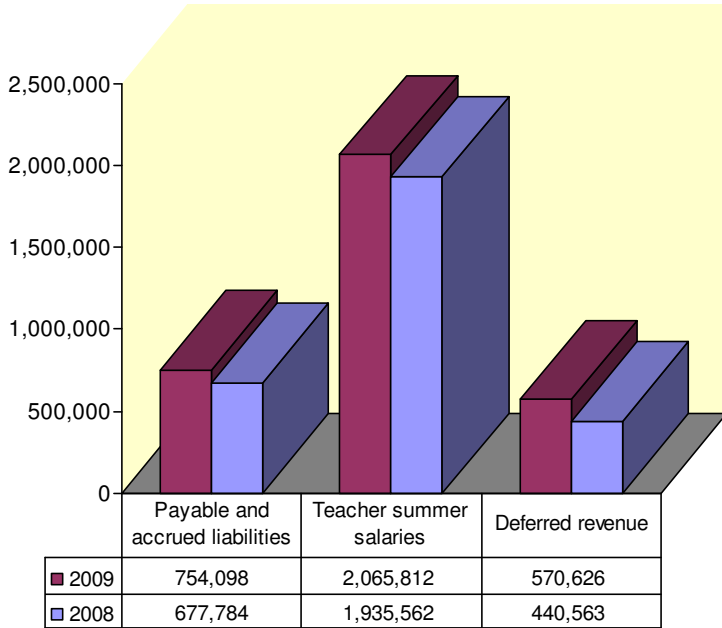
1. Assets
2. Liabilities And Fund Equity
3. Revenues Table
4. Expenditure Table
5. Property tax collection rates and tax commitment
6. General Fund revenues and expenditures – 2009 and 2008

SUMMARY OF SIGNIFICANT CHANGES

- The 2009 cash balance decreased by approximately \$61K.
- Taxes and liens increased by \$106,846 as the collection rate only decreased .1% from 97.8% to 97.7%.
- Accounts and interfunds receivable increased approximately \$149K as a result of the timing of reimbursements to the General Fund and timing of receivables.
- Total assets remained about the same increasing by \$187,708.

TOWN OF FALMOUTH

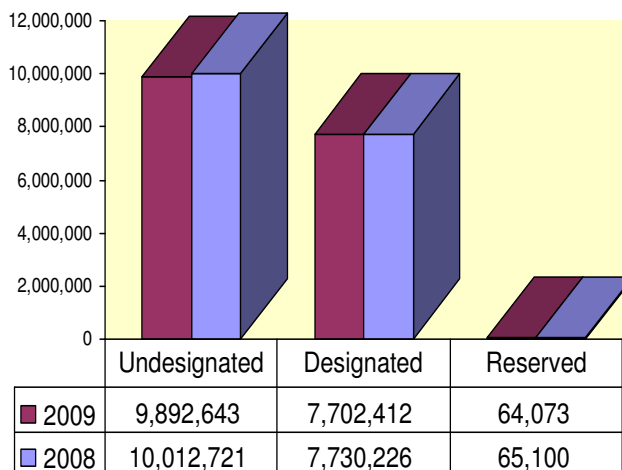
GENERAL FUND LIABILITIES



SUMMARY OF SIGNIFICANT CHANGES

- Changes in accounts payable and accrued liabilities are simply a result of the timing of payments at year end.
- Teacher summer salaries represent payroll earned in June of 2009, but paid in July and August of 2009. This amount increased \$130,250.
- Deferred revenue represents taxes still unpaid 60 days after the end of the year. These amounts are not recognized as revenues in the current year. The collection rate remained high at 97.7% in 2009. Deferred revenue increased by 130k.

GENERAL FUND EQUITY



SUMMARY OF SIGNIFICANT CHANGES

- Designated fund balance changes annually based on the status of capital improvements and reserve accounts as well as changes in the School Department fund balance. Full detail can be seen in the notes to the basic financial statements (page 49). Designated fund balance has decreased by \$27,814 from 2008 to 2009 and total fund balance decreased by \$148,918.
- Due to the effect of several supplemental appropriations, undesignated fund balance decreased \$120,078 and is 25% of general fund expenditures at 6/30/09.

TOWN OF FALMOUTH

GENERAL FUND REVENUES

	<i>Budget</i>	<i>Actual</i>	<i>Variance</i>
<i>Taxes</i>	27,749,130	27,790,991	41,861
<i>Licenses, permits and fees</i>	464,600	407,368	(57,232)
<i>Intergovernmental</i>	7,701,062	8,027,985	326,923
<i>Charges for services</i>	551,900	552,968	1,068
<i>Fines and forfeitures</i>	44,400	51,634	7,234
<i>Investment earnings</i>	325,000	321,684	(3,316)
<i>Other</i>	31,000	117,054	86,054
<i>Total revenue</i>	36,867,092	37,269,684	402,592

SUMMARY OF SIGNIFICANT CHANGES

- Licenses, permits and fees were under budget primarily in building permits (\$37,134) and planning board fees (\$33,388) offset by positive variances in cable franchise fees (\$11,727) and other line items.
- Intergovernmental revenues exceeded budget due to education revenues exceeding estimates.
- Investment earnings were only under budget by \$3,316 but under prior year by \$553,522. Interest includes interest revenue on reserves.

TOWN OF FALMOUTH

GENERAL FUND EXPENDITURES

	<i>Budget</i>	<i>Actual</i>	<i>Variance</i>
<i>General government</i>	827,285	823,859	3,426
<i>Financial management</i>	1,090,018	1,045,976	44,042
<i>Public safety</i>	2,891,857	2,829,745	62,112
<i>Public works</i>	1,960,622	1,857,416	103,206
<i>Community development</i>	572,961	572,745	216
<i>Parks and comm. programs</i>	459,950	453,648	6,302
<i>Education (see footnote below)</i>	24,491,615	22,891,724	1,599,891
<i>Non-departmental</i>	509,607	459,878	49,729
<i>County tax</i>	1,141,698	1,141,698	-
<i>Capital improvements (see footnote below)</i>	8,666,780	3,229,149	5,437,631
<i>Debt service</i>	2,399,925	2,397,764	2,161
<i>Total expenditures</i>	45,012,318	37,703,602	7,308,716

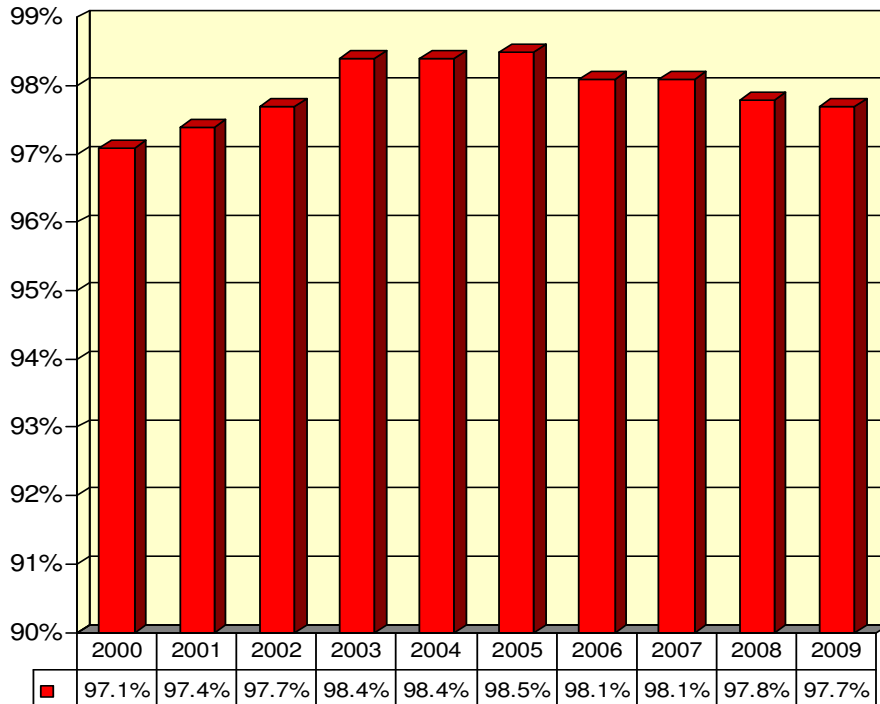
SUMMARY OF SIGNIFICANT CHANGES

The education and capital improvement budgets include utilization of carry forward balances from FY 08 totaling \$7,875,562 (\$1,157,561 education and \$6,572,665 capital improvements). Following accepted accounting procedure, the authorized carry-forward amounts are reported in the "Budget" column.

A total of \$7,730,226 has been carried forward to FY 10 (\$1,643,462 education and \$6,058,950 capital improvement reserves). See page 49 and 50 of the footnotes.

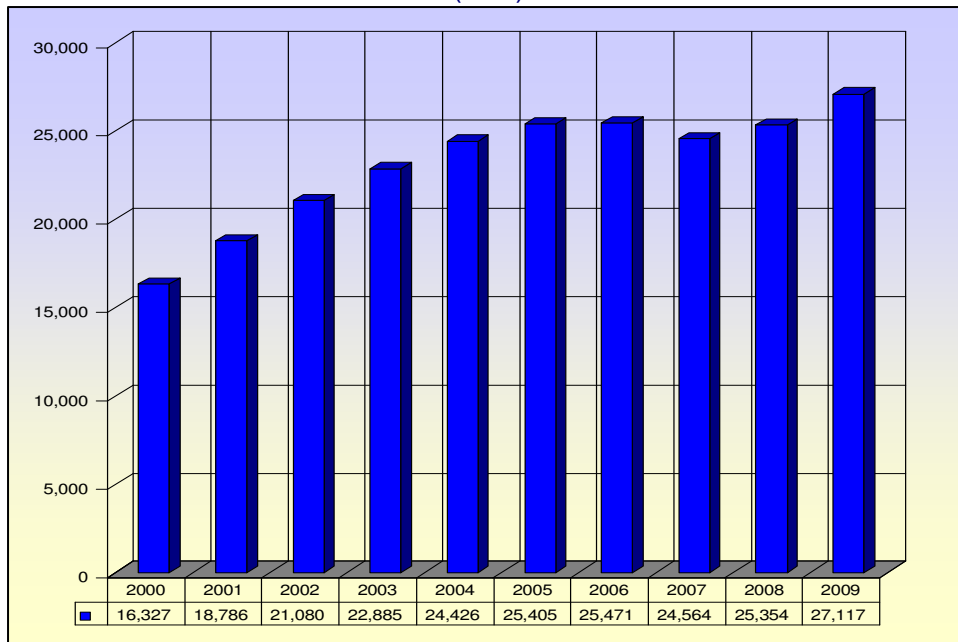
TOWN OF FALMOUTH

PROPERTY TAX COLLECTION RATES



TAX COMMITMENT

(000)



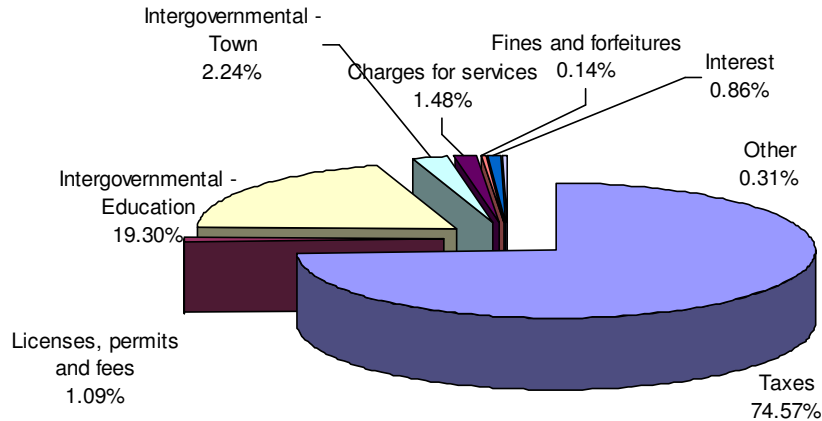
*Runyon
Kerstein
Ouellette*

Town of Falmouth

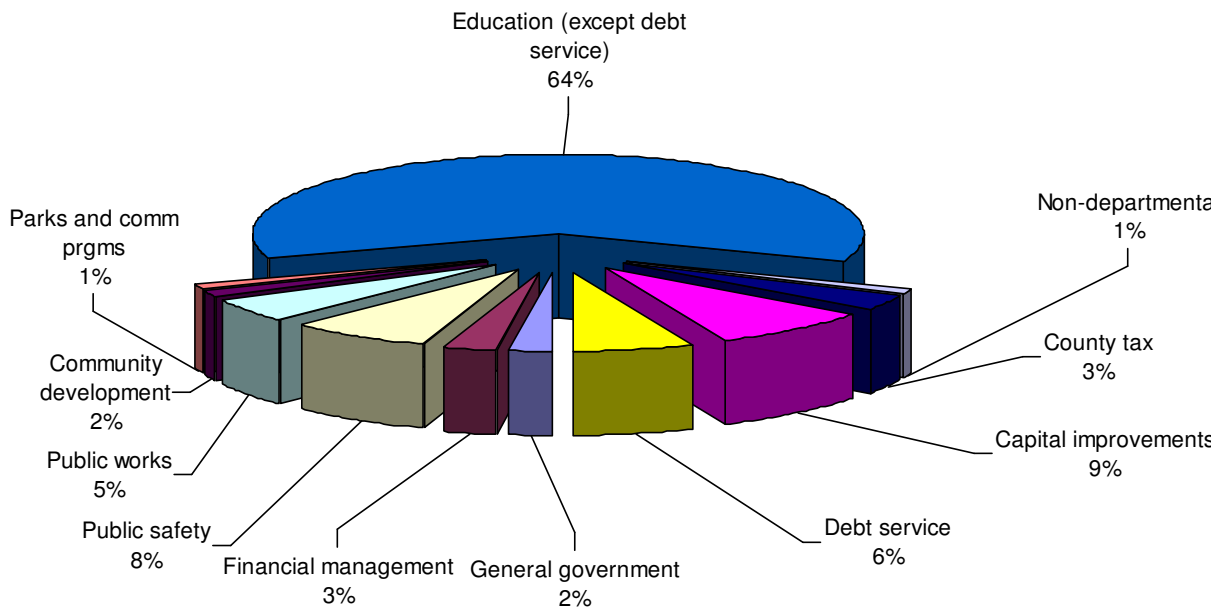
TOWN OF FALMOUTH

2009 REVENUES AND EXPENDITURES – GENERAL FUND

Revenues



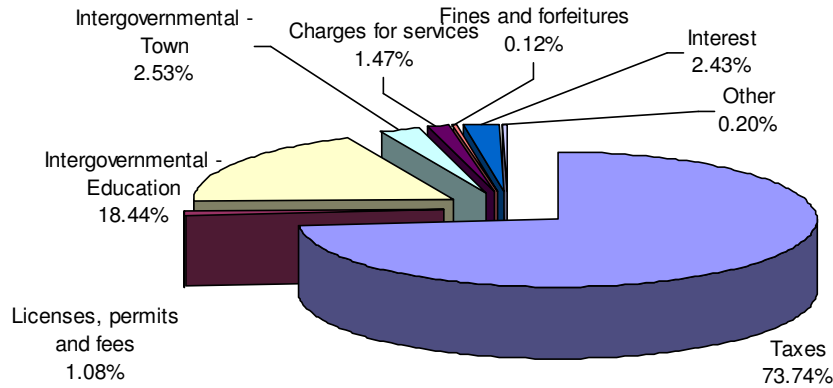
Expenditures



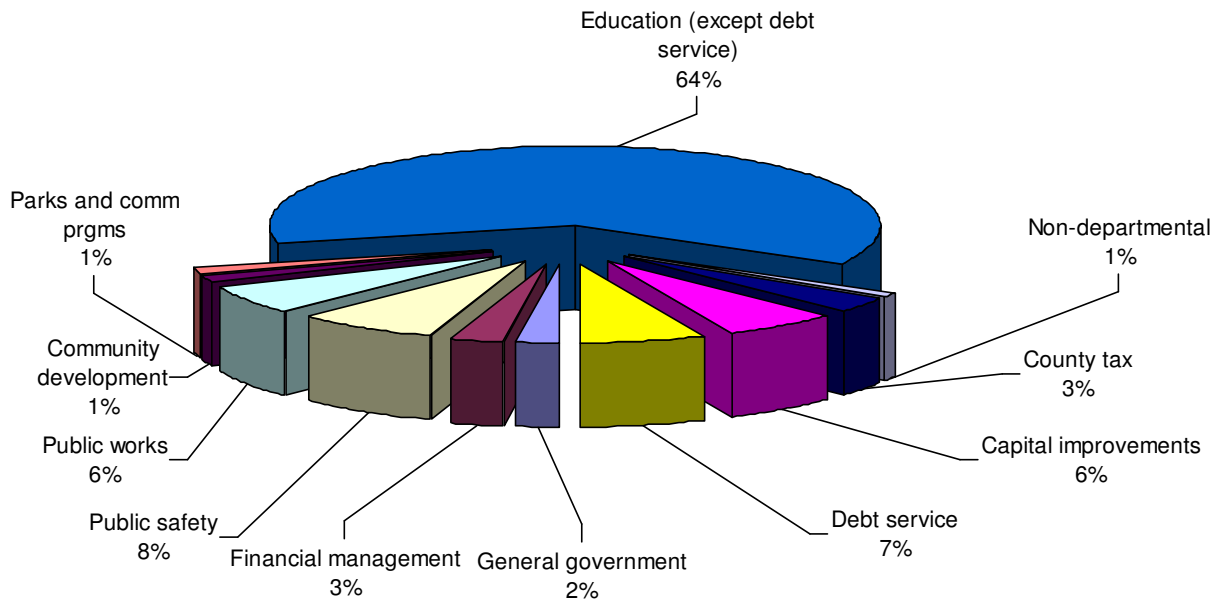
TOWN OF FALMOUTH

2008 REVENUES AND EXPENDITURES – GENERAL FUND

Revenues



Expenditures



FINAL WORDS

This presentation is intended as a tool to assist the Town Council and management in understanding its financial operating results. The information contained in this publication should be read in conjunction with the audited financial statements and related disclosures and should not be used for any other purposes without the expressed consent of

RUNYON KERSTEEN OUELLETTE

Please contact us at 207-773-2986 or 1-800-486-1784
20 Long Creek Drive, South Portland, ME 04106